


Name: _____

Homework for the week of April 10, 2017:

Complete the six assignments and return them in the folder on Thursday.

- 1. Please use the words in this packet to practice for our spelling assessment. Students will spell these words at the end of each week. The words can remain in the packet or you can cut them out for your convenience.**
- 2. Complete the Read and Draw front and back activity.**
- 3. Complete the word family activity for -in word family.**
- 4. Complete 5 sentences choosing words from the -in word family your child used in the activity in number 3.**
- 5. Complete the math word problems activities practicing addition/subtraction front and back.**
- 6. We will learn a nursery rhyme about “Easter Eggs” this week. Please have your child color the coloring sheet and practice reading the nursery rhyme each night. They will have the chance to say the nursery rhyme as part of the homework packet.**



Name _____

SPELLING TEST


1. drag

2. flag

3. snag

4. shag

5. have



Name: _____

Date: _____



WEEK 2

Fundations® Read and Draw Activity

Have your child read the sentence and follow the 'scoops' with a finger while reading. Ask your child to draw a picture below the sentence and tell you about it. Encourage oral expression by asking open-ended questions.

The pig is in the mud.

The cat is in the box.

Name: _____

Date: _____



WEEK 2

Fundations® Read and Draw Activity

Have your child read the sentence and follow the 'scoops' with a finger while reading. Ask your child to draw a picture below the sentence and tell you about it. Encourage oral expression by asking open-ended questions.

The bug is in the pot.

Mom and Deb had a sip of pop.

Name _____



Write each -in family word two times.

bin

fin

kin

pin

tin

win

chin


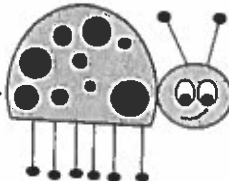
thin


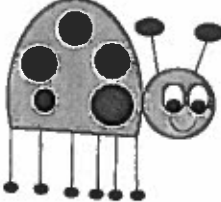
Write a sentence using an -in family word.



complete 5 sentences using the -in words.

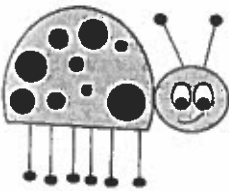

LADYBUG ADDITION

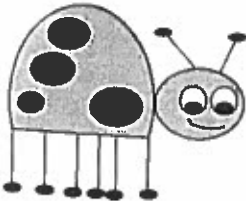
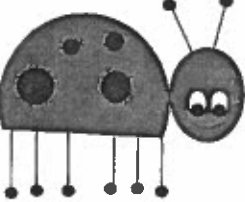
Count the spots on each ladybug and add them together!

1.  +  = _____

2.  +  = _____

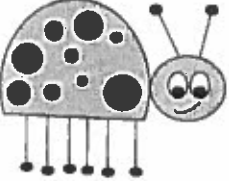

3.  +  = _____


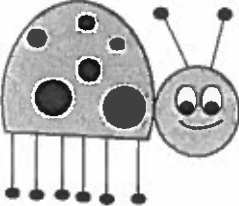
4.  +  = _____



5.  +  = _____

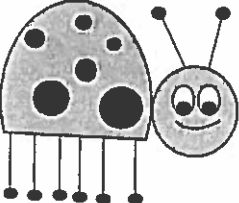
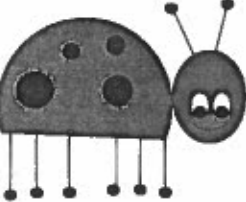
LADYBUG SUBTRACTION



Count the spots on each ladybug and subtract them to find the difference!

1.  -  = _____

2.  -  = _____

3.  -  = _____

4.  -  = _____

5.  -  = _____

Easter Eggs

Five little Easter eggs, lovely colors wore,
Mother ate the blue one, then there were four.

Four little Easter eggs, two and two you see,
Daddy ate the red one, then there were three.

Three little Easter eggs, before I knew,
Sister ate the yellow one, then there were two.

Two little Easter eggs, oh what fun,
Brother ate the purple one, then there was one.

One little Easter egg, see me run,
I ate the green one, then there were none.

