

Name: _____

Homework for the week of February 27, 2017:

Complete the five assignments and return them in the folder on Friday.

- 1. Please cut up the sight words in this packet and make flash cards out of them to practice each night. Please go over all sight words each night for the assessments each Friday. Do not turn in the sight words with the packet.**
- 2. We are working with word families for homework. Complete the word family activity for _am word family.**
- 3. Complete 5 sentences choosing words from the _am word family your child used in the activity in number 2.**
- 4. Complete the math activities reviewing measurement front and back.**
- 5. We will learn a nursery rhyme about “Hickory, Dickory, Dock” this week. Please have your child color the coloring sheet and practice the nursery rhyme each night. They will have the chance to say the nursery rhyme as part of the homework packet.**

THE HISTORY OF THE

... ..

... ..

... ..

... ..

... ..

... ..

Dear Family:

Your child is well on the way to reading and writing. We are now ready to begin Unit 4 in Foundations®. I hope you have had fun!

In Unit 4, your child will continue to practice:

- *how to blend and read more three-sound words*
- *how to segment or pull apart sounds in a word*
- *how to spell three sound words*

Your child will also continue to learn high frequency Trick Words. You will cut out Unit 4 Trick Words to help your child practice. Continue to practice Unit 3 words.

Your child will also learn how to read and spell words with **consonant digraphs**. A consonant digraph is two consonants together that make one sound such as “s” and “h” together make the sound of /sh/. Your child will learn the following consonant digraphs:

sh - ship - /sh/

ch - chin - /ch/

ck - sock - /k/

wh - whistle - /w/

th - thumb - /th/

I will also emphasize the fluent reading of sentences, using phrasing. When your child reads, it should sound like he is talking rather than reading one word at a time. To help guide your child with phrasing, we scoop under phrases:

The dog and cat sat on the deck.

Model fluent reading for your child whenever you read to him.

Sincerely,



ch



chin

/ch/


ck



sock

/k/

sh



ship

/sh/

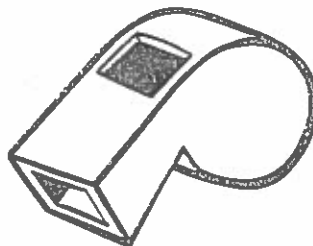
th



thumb

/th/

wh



whistle

/w/

→ Add this page to your child's notebook of sounds.

Name: _____

made

may

part

Write a sentence with 5 -am words!
Always do your best!



Handwriting practice line for the number 1. It features a solid top line, a dashed middle line, and a solid bottom line. A large number '1' is written on the line, starting from the top line and ending at the bottom line. To the left of the '1' is a small flower icon, and to the right is a small sun icon.

Handwriting practice line for the number 2. It features a solid top line, a dashed middle line, and a solid bottom line. A large number '2' is written on the line, starting from the top line, going down to the bottom line, and then curving back up to the middle line. To the left of the '2' is a small flower icon, and to the right is a small sun icon.

Handwriting practice line for the number 3. It features a solid top line, a dashed middle line, and a solid bottom line. A large number '3' is written on the line, starting from the top line, going down to the bottom line, and then curving back up to the middle line. To the left of the '3' is a small flower icon, and to the right is a small sun icon.

Handwriting practice line for the number 4. It features a solid top line, a dashed middle line, and a solid bottom line. A large number '4' is written on the line, starting from the top line, going down to the bottom line, and then curving back up to the middle line. To the left of the '4' is a small flower icon, and to the right is a small sun icon.

Handwriting practice line for the number 5. It features a solid top line, a dashed middle line, and a solid bottom line. A large number '5' is written on the line, starting from the top line, going down to the bottom line, and then curving back up to the middle line. To the left of the '5' is a small flower icon, and to the right is a small sun icon.

Addition

Name _____

Math Worksheets Adding Worksheet

The + sign means you should add. Look at each of the groups below and count the number of animals and write the correct amount on the lines provided. Then add the two numbers together and write the sum.



Addition




Name _____

Math Worksheets Addition Equations



Look at the number of fruit in the story problems below and write the addition equation below it.



$$\underline{\quad\quad} + \underline{\quad\quad} = \underline{\quad\quad}$$



$$\underline{\quad\quad} + \underline{\quad\quad} = \underline{\quad\quad}$$



$$\underline{\quad\quad} + \underline{\quad\quad} = \underline{\quad\quad}$$

Hickory, Dickory, Dock

Hickory, Dickory, Dock,
The mouse ran up the clock.
The clock struck one,
The mouse ran down.
Hickory, Dickory, Dock.

