

Name: _____

Homework for the week of February 6, 2017:

Complete the five assignments and return them in the folder on Friday.

- 1. Please cut up the sight words in this packet and make flash cards out of them to practice each night. Please go over all sight words each night for the assessments each Friday. Do not turn in the sight words with the packet.**
- 2. We are working with word families for homework. Complete the word family activity for -ap word family.**
- 3. Complete 5 sentences choosing words from the -ap word family your child used in the activity in number 2.**
- 4. Complete the math activities reviewing measurement front and back.**
- 5. We will learn a nursery rhyme about “The Wake up Song” this week. Please have your child color the coloring sheet and practice the nursery rhyme each night. They will have the chance to say the nursery rhyme as part of the homework packet.**

Name: _____

first

water

been

called

who

Name _____

Directions: Add letters from the letter choices box to make -ap family words.

Letter Choices

c

s

n

z

t

r

m

l

— ap

Handwriting practice lines (left column):

Handwriting practice lines (right column):

Write a sentence with 5 different -ap words.



Always do your best!

1. A small illustration of a flower on the left and a frog on the right, both positioned below a dashed line.

2. A small illustration of a flower on the left and a frog on the right, both positioned below a dashed line.

3. A small illustration of a flower on the left and a frog on the right, both positioned below a dashed line.


4. A small illustration of a flower on the left and a frog on the right, both positioned below a dashed line.

5. A small illustration of a flower on the left and a frog on the right, both positioned below a dashed line.

Name _____

Ordering by Weight


1







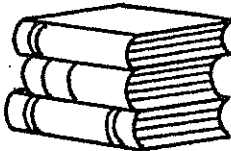
2



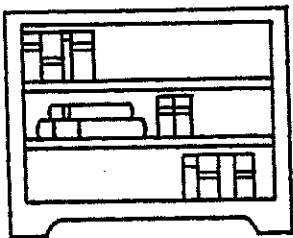




3








4








Directions: Have children write 1, 2, and 3 to order the items from the lightest to the heaviest.


Name _____

Compare Capacities


1



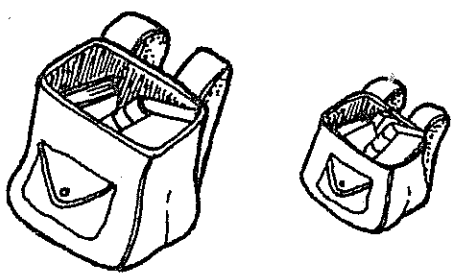
2



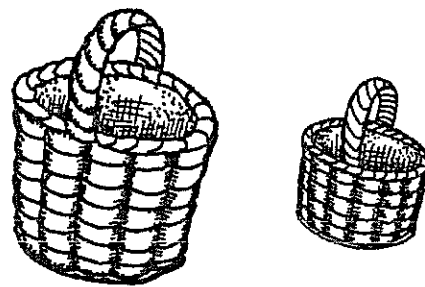
3



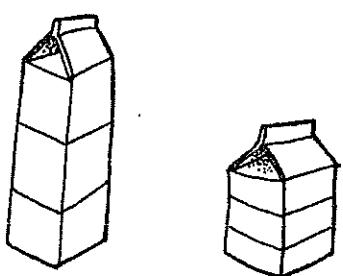
4




5




6



7



8



Copyright © Houghton Mifflin Company. All rights reserved.

Directions: In each pair, have children circle the one that holds more.

THE WAKE-UP SONG

(sung to the tune of "Twinkle, Twinkle, Little Star")

Teach children the following song on Groundhog Day. Ask each child to curl up in a ball and pretend to be hibernating. As they sing the song, have children slowly uncurl and stand up, then stretch, rub their stomachs, and look all around.

Wake up, Groundhog,
Time to see
What the weather's
Going to be.
Time to stretch,
Time to think,
Time to eat,
And time to drink.
Wake up, Groundhog,
Time to see
What the weather's
Going to be!



