


Name: _____

Homework for the week of January 16, 2017:

Complete the five assignments and return them in the folder on Friday.

- 1. Please cut up the sight words in this packet and make flash cards out of them to practice each night. Please go over all sight words each night for the assessments each Friday. Do not turn in the sight words with the packet.**
- 2. We are now going to begin working with word families for homework. Complete the word family activity for _at word family.**
- 3. Complete 5 sentences choosing words from the _at word family your child used in the activity in number 2.**
- 4. Complete the math activities reviewing measurement front and back.**
- 5. We will learn a nursery rhyme about Jack Sprat this week. Please have your child color the coloring sheet and practice the nursery rhyme each night. They will have the chance to say the nursery rhyme as part of the homework packet.**



Activities to do at home!

UNIT
3



Help Your Child Recognize Sounds at the Beginning and Ending of Words

Review vowel and consonant sounds.
Remember, your child may look in his or her "Alphabet Book" whenever there is a need.

Follow These 4 Steps:

1. Randomly point to a letter and have your child say the letter name.
2. Randomly point to a letter and have your child say the letter sound.
3. Say a word from the list below and have your child point to the letter that begins the word.
4. Say a word and have your child point to the letter that ends the word.

a	b	c	d	e	f	
g	h	i	j	k	l	
m	n	o	p	qu	r	s
t	u	v	w	x	y	z

Word List

big	top	hat	zap	tug	lap
dog	mud	jab	wet	pit	hot
rug	met	hip	job	fun	fog

Activities to do at home!

UNIT
3

Fundations® Make Words Activity

Write a word from your list here.

Have your child find and place letters here. Then tap and read the word.

WEEK 1

Monday's Words

--	--	--

Tuesday's Words

--	--	--

WEEK 2

Monday's Words

--	--	--

Tuesday's Words

--	--	--

Name: _____


into

time

has

look

more



Name _____

Directions: Add letters from the letter choices box to make -at family words.

Letter Choices

c

s

b

f

h

r

m

p

at


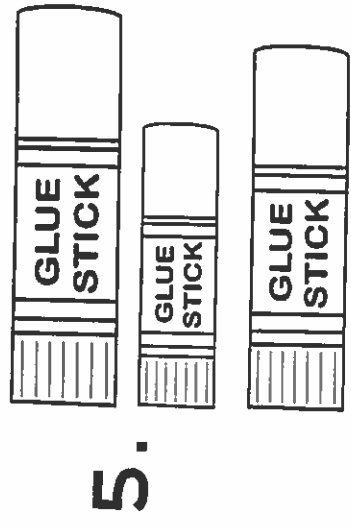

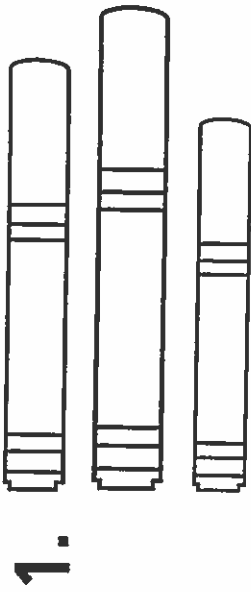
Handwriting practice lines consisting of two columns of lines. Each column has 10 rows, with a solid top line, a dashed middle line, and a solid bottom line.

Write a sentence with the -at words!



Name: _____

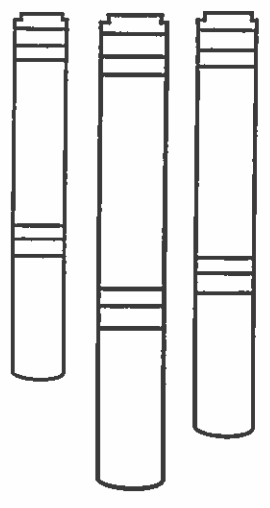
Directions: Color the object that is the longest.



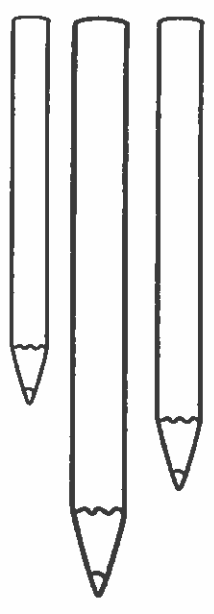
Name: _____

Directions: Color the object that is the shortest.

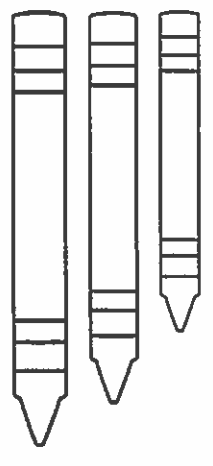
1.




2.



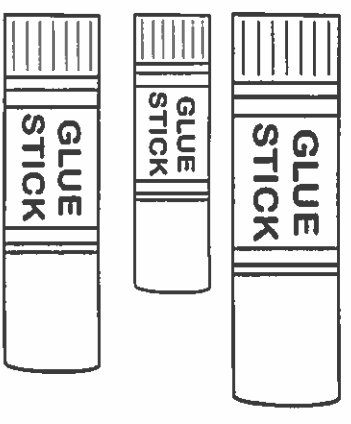
3.



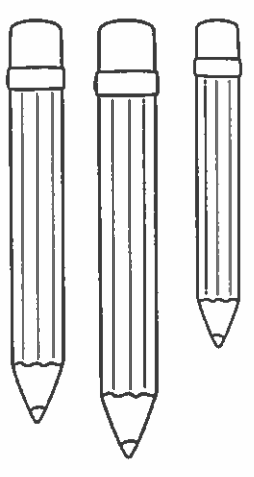
4.



5.



6.





Jack Sprat could eat no fat,
His wife could eat no lean;
And so, between the two of them,
They licked the platter clean.

